Deltex1 (dtx1) Antibody – Rabbit Polyclonal

PRODUCT OVERVIEW

Product Name	Deltex1 (dtx1), Polyclonal Antibody
Full Product Name	Deltex1 antibody
Product Gene Name	anti-dtx1 antibody
Product Synonym Names	Polyclonal Deltex1; Anti-Deltex1; Deltex 1; deltex1; Deltex-1; hDTX1; protein deltex-1; hDx-1; Deltex1; deltex homolog 1 (Drosophila); DTX1
Clonality	Polyclonal
Isotype	IgG
Host	Rabbit
Form/Format	Supplied as a concentrated soloution containing 0.1M Tris, 0.1M Glycine, 20% Glycerol (pH 7.0). 0.01% Thimerosal was added as a preservative.
Purity/Purification	Deltex1 antibody was purified by antigen-affinity chromatography
Concentration	1 mg/ml (lot specific)
Preparation and Storage	Store at 4 degree C for short term storage. Aliquot and store at -20 degree C for long term storage. Avoid repeated freeze/thaw cycles.
Molecular Weight	67 kDa
Cross-Reactivity	Human
Product Categories/Family for anti-dtx1 antibody	Signal Transduction; Purified Polyclonal Antibodies
Applications Tested/Suitable for anti-dtx1 antibody	Immunofluorescence (IF), Immunocytochemistry (ICC), Immunohistochemistry (IHC) Paraffin, Western Blot (WB)
Application Notes for anti-dtx1 antibody	IF:1:100-1:500 ICC:1:100-1:500 IHC-P: 1:100-1:500 WB: 1:500-1:3000
Related Product Information for anti-dtx1 antibody	MBS837726 is an antibody targeting dtx1. Also known as Deltex1 antibody. Host: Rabbit. Affinity purified Rabbit polyclonal Deltex1 antibody
Other Notes	Small volumes of anti-dtx1 antibody vial(s) may occasionally become entrapped in the seal of the product vial during shipment and storage. If necessary, briefly centrifuge the vial on a tabletop centrifuge to dislodge any liquid in the container`s cap. Certain products may require to ship with dry ice and additional dry ice fee may apply.

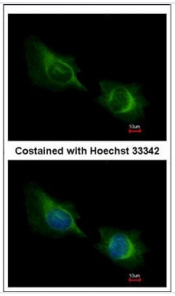

Immunofluorescence (IF) of anti-dtx1 antibody
Immunofluorescence analysis of methanol-fixed HeLa, using Deltex1 antibody at 1:200 dilution.



Western Blot (WB) of anti-dtx1 antibody
Western blot analysis of 30 ug of whole cell lysate (A: Hela) using a 7.5 % SDS PAGE gel and Deltex1 antibody at a dilution of 1:1000

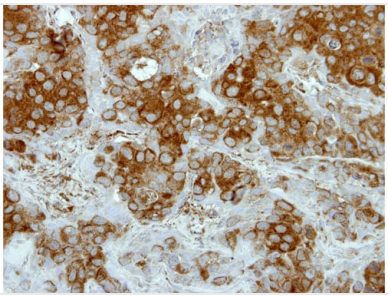

Immunohistochemistry (IHC) of anti-dtx1 antibody
Immunohistochemical staining of paraffin-embedded BT474 xenograft using Deltex1 antibody at a dilution of 1:500

ADDITIONAL DETAILS

NCBI/Uniprot data below describe general gene information for dtx1. It may not necessarily be applicable to this product.

NCBI GI #	187937042
NCBI GeneID	570481
NCBI Accession #	NP_001120780.1
GenBank Nucleotide #	NM_001127308.1
NCBI Official Full Name	deltex1
NCBI Official Symbol	dtx1
Protein Family	E3 ubiquitin-protein ligase
NCBI Protein Information	deltex1
Precautions	All of MyBioSource's Products are for scientific laboratory research purposes and are not for diagnostic, therapeutics, prophylactic or in vivo use. Through your purchase, you expressly represent and warrant to MyBioSource that you will properly test and use any Products purchased from MyBioSource in accordance with industry standards. MyBioSource and its authorized distributors reserve the right to refuse to process any order where we reasonably believe that the intended use will fall outside of our acceptable guidelines.
Disclaimer	While every efforts were made to ensure the accuracy of the information provided in this datasheet, MyBioSource will not be liable for any omissions or errors contained herein. MyBioSource reserves the right to make changes to this datasheet at any time without prior notice. It is the responsibility of the customer to report product performance issues to MyBioSource within 30 days of receipt of the product. Please visit our Terms & Conditions page for more information.

Product Note	Select online data sheet information is drawn from bioinformatics databases, occasionally resulting in ambiguous or non-relevant product information. It is the responsibility of the customer to review, verify, and evaluate the information to make sure it matches their requirements before purchasing the kit. Our ELISA Kit assays are dynamic research tools and sometimes they may be updated and improved. If the format of this assay is important to you then please request the current manual or contact our technical support team with a presales inquiry before placing an order. We will confirm the current details of the assay. We cannot guarantee the sample manual posted online is the most current manual, it is intended to serve as an example only. Please refer to the instructions For Use provided with the assay kit for precise details.

For Research Use Only. Not for use in diagnostic or therapeutic procedures.

MyBioSource | Tel: +1.858.633.0165 | Fax: +1.858.633.0166 | mybiosource.com/contact-us
Online datasheet: https://www.mybiosource.com/polyclonal-antibody/deltex1/837726